



# Light *of the* WORLD

*Learning English through the Bible*

Unit A2-12

©2021-2022 Literacy International



# Pray, Review, and Preview

**Bible Reading:** The Passover – [Exodus 11:1-12:32](#)

**Theme:** In the Country

**Pronunciation:** /ow/ spelled ow and /U/ spelled oo

**Grammar:** Parts of Speech: Nouns, Pronouns,  
Verbs, Prepositions, Adjectives, Adverbs,  
Conjunctions and Interjections



# What do you see?



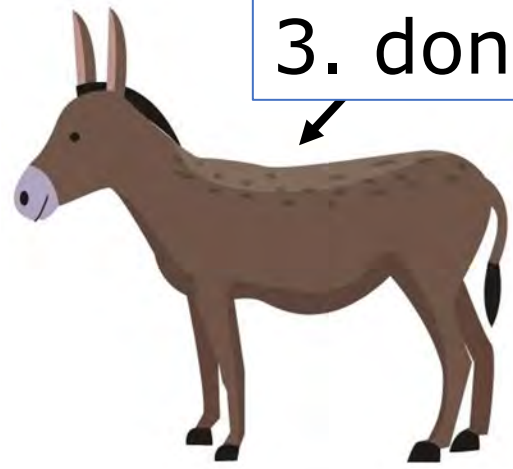


# 1. In the Country

2. farmer



3. donkey



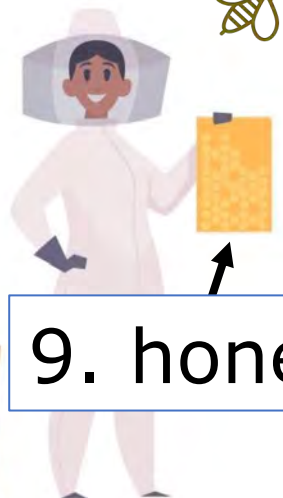
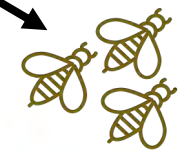
4. seeds

5. to pick




8. oranges

6. bees









9. honey

7. horse





# Listen and repeat.

<p><b>1</b></p> 	<p><b>2</b></p> 	<p><b>3</b></p> 	<p><b>4</b></p>  <p>CORN</p>  <p>SUNFLOWER SEEDS</p>  <p>BARLEY</p>
<p>a donkey</p>	<p>a tomato</p>	<p>a pig</p>	<p>a seed</p>
<p>Jesus rode a donkey.</p>	<p>A tomato is red.</p>	<p>This pig is fat.</p>	<p>Seeds become plants.</p>



# Listen and repeat.

5



a horse

The horse  
eats grass.

6



a potato

I like to eat  
potatoes.

7



a bee

Bees make  
honey.

8



honey

Honey is  
sweet.



# Listen and repeat.

9



sugar

Sugar is in many foods.

10



an orange

Oranges are sweet.

11



to grow

The flowers grew quickly.

12



to pick

He picks the apple.





# 8 Parts of Speech

## 1. Noun

The name of a person, place or thing. E.g. Joseph, home, sibling, mirror

## 2. Pronoun

Replaces the noun in a sentence. E.g. he, she, it, we, you, they, I

## 3. Verb

Expresses action or existence. E.g. fight, get along, am, is, are, go, did, speaking

## 4. Adjective

Describes a noun or pronoun. E.g. big, young, old, favorite, red, new, hot, yellow

## 5. Preposition

Shows relationships between nouns. E.g. in, on, to, at, under, from, up

## 6. Conjunction

Connects two or more words. E.g. for, and, nor, but, or, yet, so

## 7. Adverb

Describes a verb or adjective. E.g. always, never, slowly, quickly, sincerely. Often ends in **LY**.

## 8. Interjection

A word that expresses a strong feeling. E.g. Hurray! Ow! Amen! Oh! Wow! Yay! Hallelujah!



# Match the Parts of Speech with the words.

1. noun

2. pronoun

3. preposition

4. interjection

5. adverb

6. verb

7. conjunction

8. adjective

**A.**

grow dance  
pick study

**B.**

slowly never  
quickly usually

**C.**

horse pig  
honey potato

**D.**

you we  
it I he

**E.**

in at under  
to on above

**F.**

and so but  
or for yet

**G.**

sweet old  
tall blue

**H.**

Yeah! Wow!  
Oh! Amen!



Question	Example answer	Your answer
1. What 3 <b>nouns</b> describe you?	I'm a <b>daughter</b> , a <b>teacher</b> , and a <b>friend</b> .	
2. What 3 <b>adjectives</b> describe you?	I'm <b>kind</b> , <b>quiet</b> , and <b>tall</b> .	
3. What are 3 <b>verbs</b> you like to do?	I like to <b>sing</b> , <b>read</b> , and <b>cook</b> .	
4. What's your favorite <b>interjection</b> ?	I say, " <b>Hurray!</b> " when I'm happy.	



Question	Example answer	Your answer
5. What <b>pronouns</b> and <b>prepositions</b> complete these sentences?	<b>They</b> are <b>under</b> the table.  <b>It</b> is <b>on</b> the desk.	_____ is _____ the clock.  I think _____ are _____ the box.
6. What <b>conjunctions</b> and <b>adverbs</b> complete these sentences?	I do my homework <b>quickly</b> , <b>but</b> I drink orange juice <b>slowly</b> . Do you want sugar <b>or</b> honey?	He likes tea, _____ he doesn't like coffee.  He _____ does his homework. He drives a car _____.



# Listen and repeat.



A: What is your favorite fruit or vegetable?

B: I enjoy **tomatoes** and **potatoes**. What about you?

A: I like **oranges** a lot. I do not like **vegetables**.

B: **Vegetables** are okay. I would rather eat something **sweet**, like **honey**. We **have bees** that **make honey for my family**.

A: That's great! I really **like sugar**, and sometimes I give **sugar cubes** to my **horse**.

B: I give **sugar cubes** to my **donkey**.







# Listen and repeat.







1. /ow/ spelled ow	2. /U/ spelled oo	3. Challenge
cow	school	
how	soon	
now	moon	
flower	noon	
down	pool	


A. I get milk from the cows before noon.

B. Now we pick the flowers by the pool.



# Listen and repeat.

A. 	B.  	C.   
pigs	honey	They pick them.
bees	donkey	She grows it.
seeds	sugar	the sugar
picks	horses	potato




# The Passover

[Exodus 11:1-12:32](#)

God sent Moses and Aaron to tell Pharaoh to let the Israelites go. They warned him that if he did not let them go, God would kill all the firstborn males of Egypt's people and animals. Pharaoh still refused to believe and obey God.

God provided a way to save the firstborn son of anyone who believed in him. Each family had to choose a perfect lamb and kill it.








God told the Israelites to put the blood of this lamb around the door of their houses. He told them to roast the meat and eat it quickly with flat bread. He also told them to be ready to leave Egypt immediately after they ate this meal.

The Israelites did everything just as God had commanded them to do.







In the middle of the night, God went throughout Egypt to kill every firstborn son.

All the houses of the Israelites had blood around the doors, so God passed over those houses. Everybody inside them was safe. They were saved because of the lamb's blood.

But the Egyptians did not believe God or obey his commands. So God did not pass over their houses. God killed every one of the Egyptians' firstborn sons.





Every Egyptian firstborn male died, from the firstborn of the prisoner in jail to the firstborn of Pharaoh. Many people in Egypt were crying and wailing because of their deep sadness.



That same night, Pharaoh called for Moses and Aaron and said, "Take the Israelites and leave Egypt immediately!" The Egyptian people also urged the Israelites to leave right away.

# Answer the questions.



1. What did Moses and Aaron tell Pharaoh?
2. What did families have to do?
3. Who put blood around their doors? Who did not?
4. What happened to those who did not put blood on their doors?
5. What did Pharaoh tell Moses and Aaron after this happened?
6. Why did God protect the Israelites?
7. Does God protect you? How do you know?





# Listen and answer the questions.

1. What time did Chris call?
2. What animal escaped?
3. Where is the animal now?
4. What did Chris give the animal?
5. Why will it be dark tonight?
6. What is Chris doing at 5:00?
7. What interjection does Chris use?







# A. Role-Play: Seller at the Market

A. Welcome to the market. Do you like fresh tomatoes?

B. No, I don't need tomatoes. Do you have honey today?

- We have a special sale today on \_\_\_\_\_
- Look at the \_\_\_\_\_, they are delicious!
- How much/many would you like?
- Do you need a bag?
- Would you like a receipt?
- Thank you for coming. Hope to see you again soon.





# B. Role-Play: Customer at the Market.

A. Welcome to the market. Do you like fresh tomatoes?

B. No, I don't need tomatoes. Do you have honey today?

- Can I try a sample of \_\_\_\_\_?
- Do you have \_\_\_\_\_?
- What else do you have today?
- How much does it cost?
- Is it fresh?
- I'd like 2 kilos of \_\_\_\_\_.
- Will you be here next week?








# Game – Guess the pictures by saying a complete sentence.



The  
vegetables  
grow in the  
garden!




# A. Homework – Write about the pictures.

<p>1</p>  <p>CORN</p> <p>SUNFLOWER SEEDS</p> <p>BARLEY</p>	<p>The seeds quickly grow into plants if they have water and sun.</p>	<p>4</p> 	
<p>2</p> 		<p>5</p> 	
<p>3</p> 		<p>6</p> 	



# 1B. Homework – Write about the pictures.

7 		10 	
8 		11 	
9 		12 	



Write the correct numbers above the blue words.

1. verb

2. pronoun

3. preposition

4. interjection

5. adjective

6. noun

7. conjunction

Then **Jesus** told the people another story: “God’s kingdom is like a mustard **seed** that a man plants in his field. **It** is the smallest of all seeds. **But** when it **grows**, it **is** the largest of all garden plants. It becomes a tree **big** enough for the **birds** to come **and** make nests **in** its branches.” (**Amen!**)



# 2B. Write words to describe the picture.

1. interjections

Oh! Wow!

2. nouns

3. pronouns


4. adjectives

5. adverbs

6. conjunctions

7. verbs

8. prepositions





# 3A. Write questions about the pictures and ask your partner.

1



2



3



4



1 What is the woman doing?

She's feeding her chickens seeds.

2

3

4



# 3B. Write questions about the pictures and ask your partner.

5



6



7



8



5

6

7

8







# 4. Answer the questions and mark the /U/ spelled oo and /ow/ sounds.

A. Are you leaving now?	Yes, I am leaving now!
B. What do you do at noon?	
C. How can you move a cow?	
D. How far is the moon from earth?	
E. How hungry are you now?	
F. Who do you think is cool? Why?	
G. When do you plant flower seeds?	

# 5. Bible Story Review

Choose one of these pictures from the Bible story and write a paragraph about what is happening at that point in the story.



# A. Choose 1 Verse to memorize

**A** But the blood on your houses will be a special sign. When I see the blood, I will pass over your house. I will cause bad things to happen to the people of Egypt. But none of these bad diseases will hurt you. [Exodus 12:13](#)

**B** You will say, 'This Passover is to honor the LORD, because when we were in Egypt, he passed over the houses of Israel. He killed the Egyptians, but he saved the people in our houses.'"  
Then the people bowed down and worshiped the Lord.  
[Exodus 12:27](#)

## 6B. Choose 1 verse to memorize and read the next verses.

C

Then Jesus told the people another story: “God’s kingdom is like a mustard seed that a man plants in his field. It is the smallest of all seeds. But when it grows, it is the largest of all garden plants. It becomes a tree big enough for the birds to come and make nests in its branches.”

[Matthew 13:31](#) ERV

- Read the next unit’s Bible verses: [Exodus 12:33-15:21](#) in your language.





# A. Homework – Read the email.

Hi Amy!

I hope you are having a good summer. How are you doing? How is your garden, and what kind of fruits and vegetables are you growing? I know that you like to grow tomatoes. I grew oranges once, but I don't now. Are you still growing potatoes? I have always wanted to grow potatoes, but it is so difficult. Yesterday, I put tomato seeds in my garden; hopefully I will be able to pick them in a few months.


My horse and donkey are still kicking each other but the pig ignores them. Sometimes the bees sting the animals and make them angry. Thankfully, I have honey from my bees. I will give you some when I see you next week at my house!

Love,  
Stephanie



**7B.** Answer the questions about the email on the previous slide.

- A. Who is the message to?
- B. Who is the message from?
- C. What did Stephanie grow once?
- D. What does Amy like to grow?
- E. What animals does Stephanie have?
- F. How do the horse and donkey get along?







## 9. Homework – Now I Can...

- I can talk about life in the country.
- I can understand, say, read, and write the 12 vocabulary words.
- I can recognize the parts of speech.
- I can understand the Passover story.






# Closing Prayer

# Help us share the Light of the World!

Thank you for using our materials. If these lessons are a blessing to you, please consider [giving](#) to help others learn English through the Bible.

For more information, visit [LiteracyInternational.net](https://LiteracyInternational.net)



# Appendix

- [How to Use LOTW Lessons](#)
- [Irregular Verb List](#)
- [LOTW Lesson Downloads](#)
- [LOTW Vocabulary List](#)
- [Share Your Feedback](#)
- [Table of Contents for LOTW Lessons](#)
- [Videos](#)

# Acknowledgements

We would like to thank the entire Light of the World volunteer team for their hard work and creativity in making this project possible. For all those around the world who prayed, wrote, edited, narrated, illustrated, sang, tested, and gave generously for this curriculum, we appreciate you sharing the love of Jesus through the gift of English. Our team members include:

Anonymous	Don Edic	Macy Lake	Diana Martz	Leah Sprague
Jean Ato	MaryBeth Gahan	Martha Lane	Christy McPherson	Ellie Talalight
Bradley Baurain	Melina Gallo	Audrey Larsen	Tracy Meddaugh	Peter Talalight
Joshua Blake	Alicia Gentile	Tai Young Lee	Barbara Newsome	Weston Talalight
Rachael Braggs	Prakash Chandra Giri	Aden Lewis	Brenda Nielsen	Rachel Tamang
Larry Buell	Ellenor Gopal	Bruce Lewis	Danielle Nowe	Darrell Turner
Cindy Campbell	Rachel Grijincu	Elena Lewis	Deborah O'Donnell	Graham Whitmore
Christian Cha	Peggy Fergus	James Lewis	Georg Ort	Cheri Wilke
Olivia Cheney	Carol Hale	Micah Beth Lewis	Martha Ort	Mackenzie Williams
Hannah Clark	Emily Hamilton	Tim Lewis	Linda Petrie	Muchun Yin
Nancy Cobb	Patty Hickman	Ward Lewis	Joan Phelps	Ted York
Emily Cox	Debbie Johnson	Johnny Lukashevich	Sara Scazero	Anita Zeifert
Marilyn Dano	Carey Jo Johnston	Gail MacMillan	Hannah Schmokel	
Alyssa Dokolas	Nancy Kingdon	Ivan Mader	Ashlyn Shrimplin	
EasyReadEnglish.com	Dorothy Konadu	Amy Martin	Macie Stuckman	

Bible story and pictures on slides 15-20, and 31 adapted from the original work by unfoldingWord available from <https://openbiblestories.org>